

Scaled data based on original data using  
LM-79-08 Approved Method: Electrical and Photometric Measurements of Solid-  
State Lighting Products

Test Report Prepared for  
Cooper Lighting Solutions  
(formerly Eaton)

Brand: McGRAW-EDISON

Report Number: P200146

Luminaire Tested: **GWC-AF-02-LED-E1-SL4-1200-HSS**

Issue Date: 3/3/2020

**Test Information**

Test Method: LM-79-08  
Report Number: P200146  
TEST IS SCALED FROM IESNA LM-79-08 TEST DATA (P24301)  
Test Lab: INNOVATION CENTER P2  
Issue Date: 3/3/2020  
Manufacturer: COOPER LIGHTING SOLUTIONS (FORMERLY EATON)  
Product Line: MCGRAW-EDISON  
Catalog Number: GWC-AF-02-LED-E1-SL4-1200-HSS  
Description: GALLEON WALL LUMINAIRE  
(2) 70 CRI, 4000K, 1200mA LIGHTSQUARES WITH 16 LEDS EACH AND TYPE IV  
SPILL LIGHT ELIMINATOR OPTICS WITH HOUSE SIDE SHIELD  
Light Source: -  
Ballast/Driver: ELECTRONIC DRIVER

**Summary**

Lumens per Lamp: N/A  
Luminaire Lumens: 11313.9 lumens  
Efficiency: N/A  
Efficacy: 87.7 lumens/watt  
Luminous Opening: Rectangular (W 1' x L: 0.5' x H: 0')  
IES Classification: Type IV - Short - Semi-Cutoff  
BUG Rating: B1 - U0 - G2

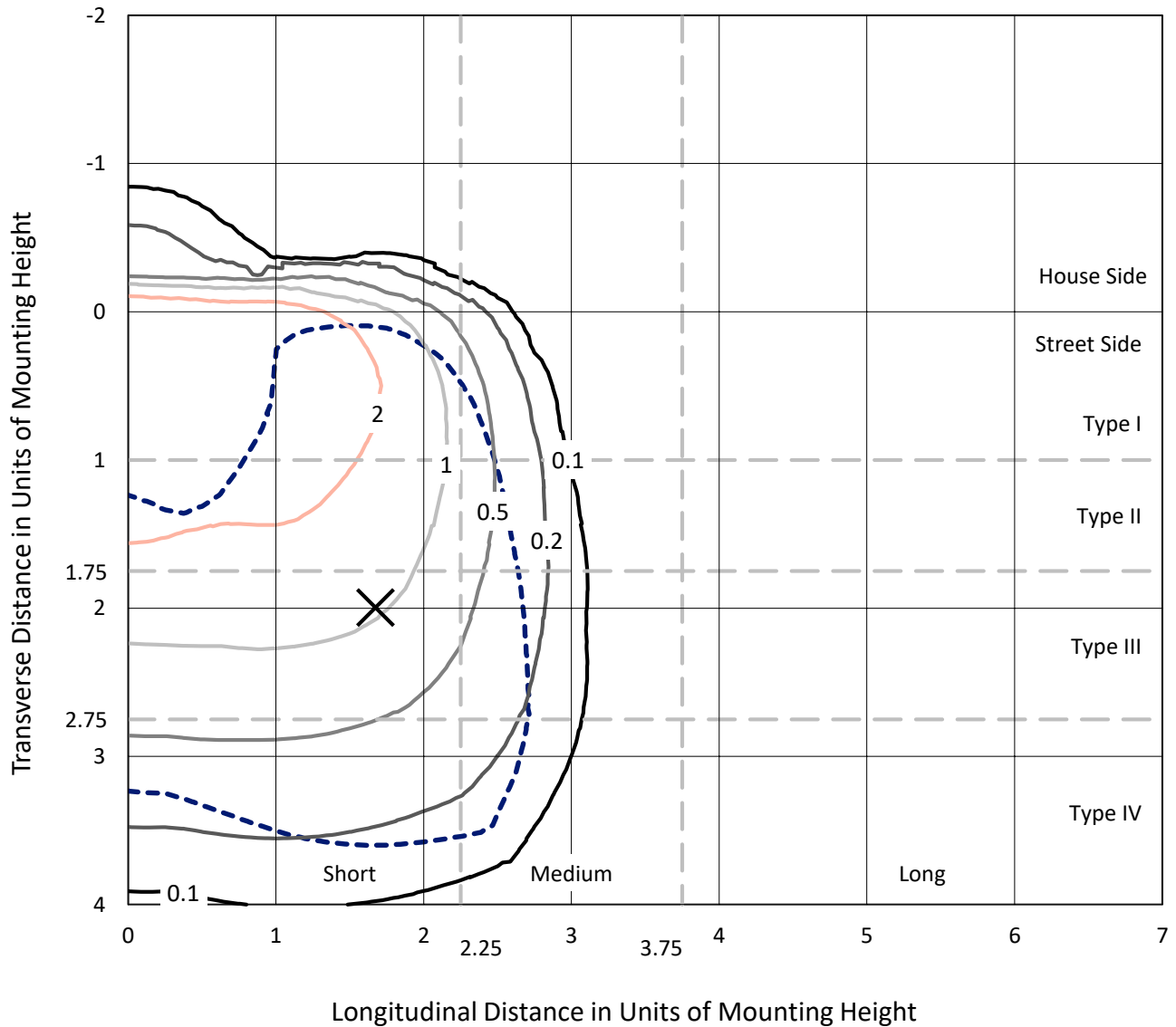
Input Watts (W): 129  
Input Voltage (V): NR  
Input Current (Ain): NR  
Voltage Rise (V): NR  
Power Factor: NR  
Total Harmonic Distortion (THDi): NR  
Frequency (hertz): 60  
Stabilization Time: NR  
Operation Time: NR  
Ambient Temperature (°C): NR  
Test Distance: 25 FT



REPORT NUMBER: P200146  
 CATALOG NUMBER: GWC-AF-02-LED-E1-SL4-1200-HSS

### Iso-Footcandle Lines of Horizontal Illumination

× Max cd  
 - - - 1/2 Max cd

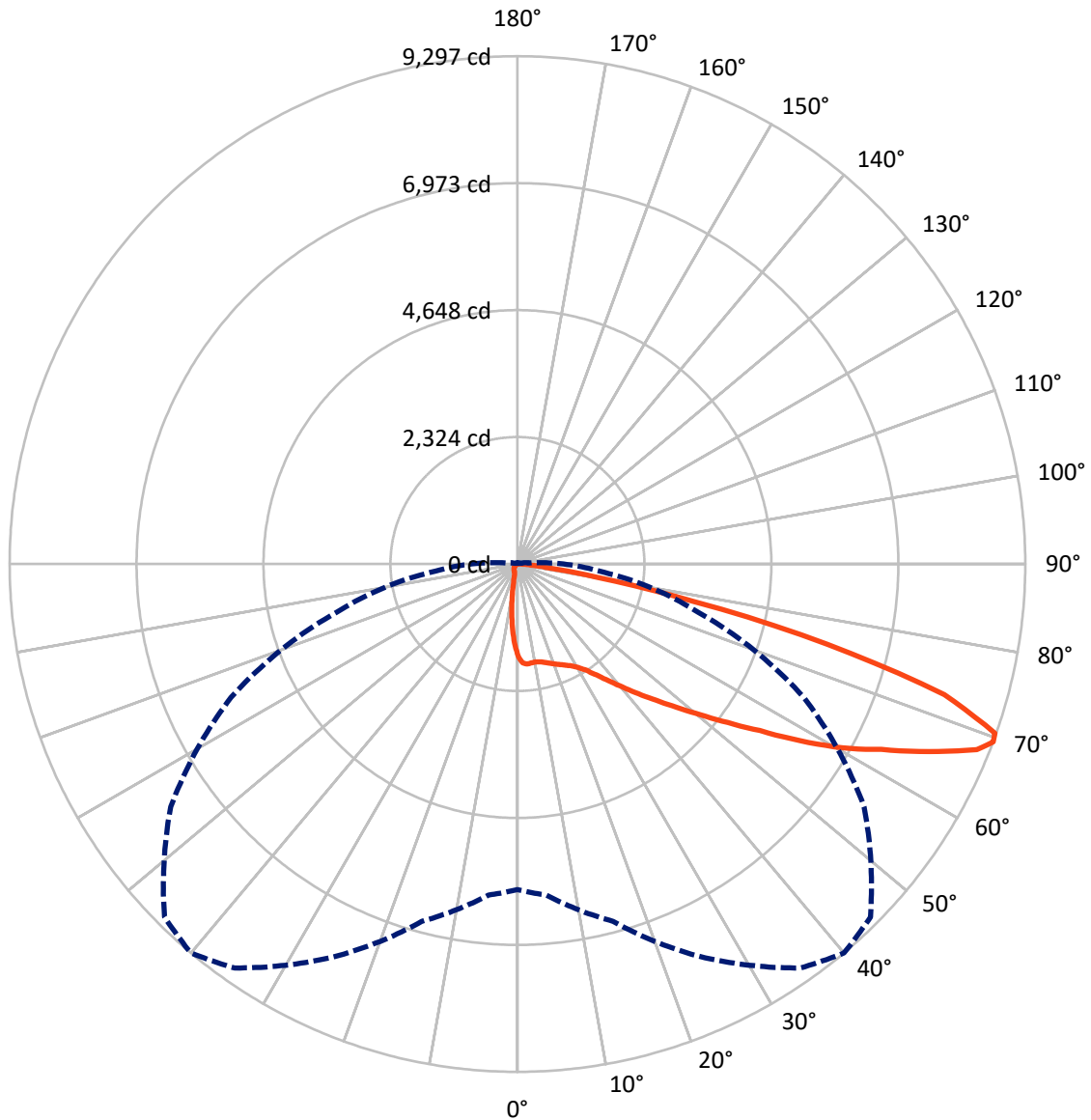


Based on 20 foot mounting height. Maximum calculated value = 4.6 fc  
 Type IV - Short - Semi-Cutoff

REPORT NUMBER: P200146

CATALOG NUMBER: GWC-AF-02-LED-E1-SL4-1200-HSS

### Luminous Intensity Polar Plot



— Vertical Plane Through 40-Deg Lateral    - - - Horizontal Cone Through 69-Deg Vertical

REPORT NUMBER: P200146

CATALOG NUMBER: GWC-AF-02-LED-E1-SL4-1200-HSS

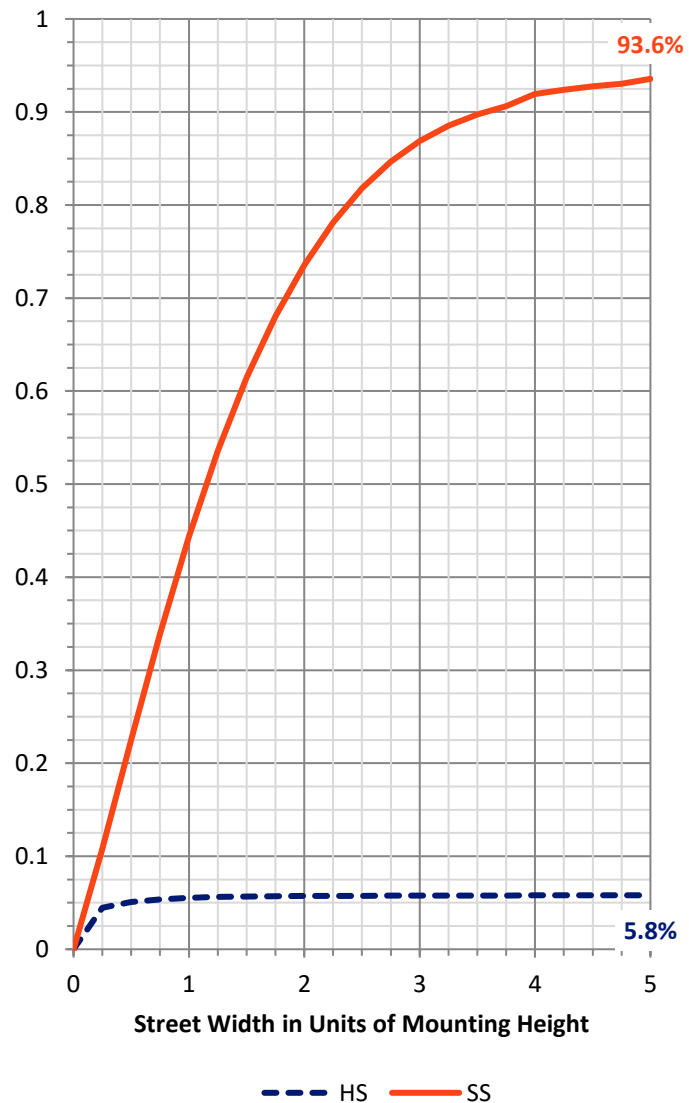
**FLUX DISTRIBUTION:**

		Downward	Upward	Total
<b>House Side</b>	Lumens	661.9	0.0	661.9
	% Fixture	5.9	0.0	5.9
<b>Street Side</b>	Lumens	10651.9	0.0	10651.9
	% Fixture	94.1	0.0	94.1
<b>Total</b>	Lumens	11313.9	0.0	11313.9
	% Fixture	100.0	0.0	100.0

**ZONAL LUMENS:**

Zone	Lumens	% Fixture
0°-10°	137.1	1.2
10°-20°	337.0	3.0
20°-30°	567.7	5.0
30°-40°	929.3	8.2
40°-50°	1609.1	14.2
50°-60°	2534.5	22.4
60°-70°	3310.0	29.3
70°-80°	1704.8	15.1
80°-90°	184.4	1.6
90°-100°	0.0	0.0
100°-110°	0.0	0.0
110°-120°	0.0	0.0
120°-130°	0.0	0.0
130°-140°	0.0	0.0
140°-150°	0.0	0.0
150°-160°	0.0	0.0
160°-170°	0.0	0.0
170°-180°	0.0	0.0
0°-90°	11313.9	100.0
0°-180°	11313.9	100.0

**Coefficient of Utilization**



REPORT NUMBER: P200146

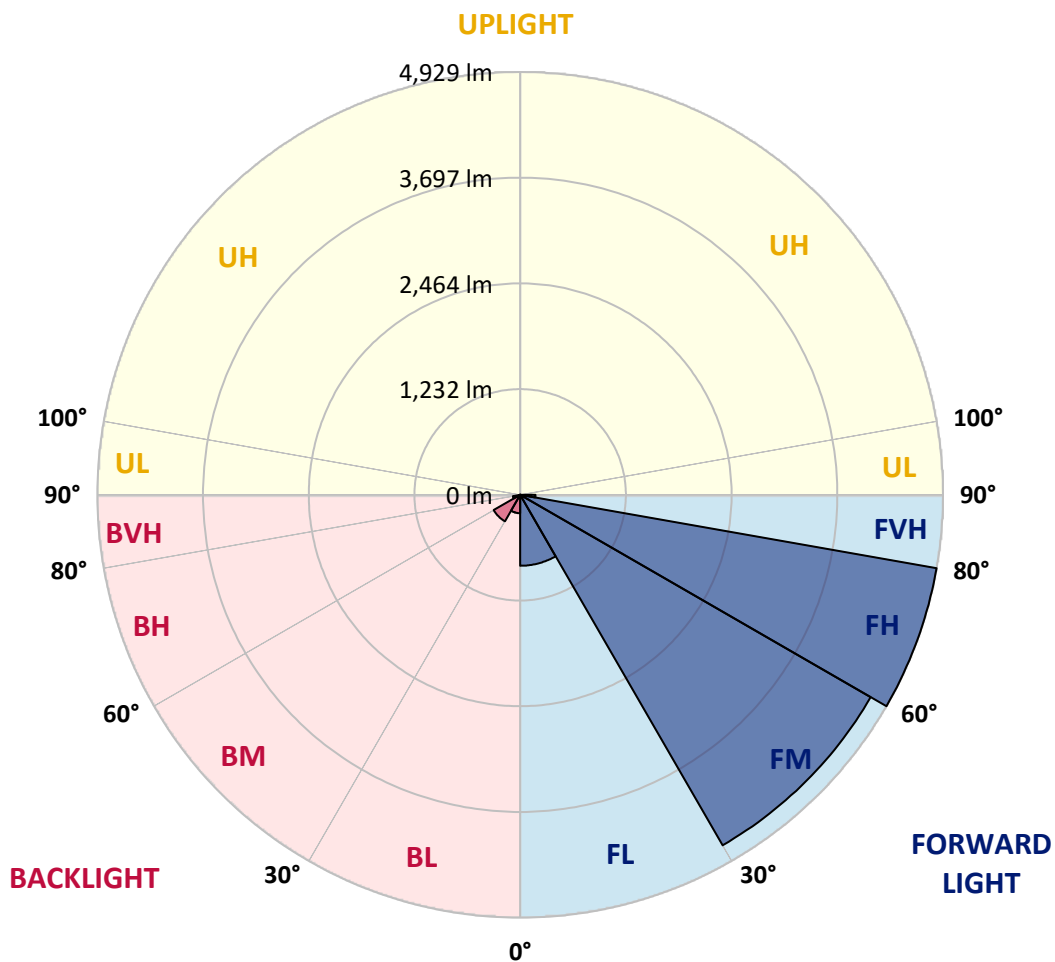
CATALOG NUMBER: GWC-AF-02-LED-E1-SL4-1200-HSS

**LUMINAIRE CLASSIFICATION SYSTEM LUMEN TABLE AND BUG RATING:**

Zone		Lumens	% Fixture	Zone Rating/Lumen Limit		
				B	U	G
FL	(0°-30°)	827.4	7.3			
FM	(30°-60°)	4717.2	41.7			
FH	(60°-80°)	4928.8	43.6			G2/5000
FVH	(80°-90°)	178.6	1.6			G2/225
BL	(0°-30°)	214.4	1.9	B1/500		
BM	(30°-60°)	355.8	3.1	B1/1000		
BH	(60°-80°)	86.0	0.8	B0/110		G0/110
BVH	(80°-90°)	5.8	0.1			G0/10
UL	(90°-100°)	0.0	0.0		U0/0	
UH	(100°-180°)	0.0	0.0		U0/0	

**BUG Rating: B1-U0-G2**

Type IV Short





REPORT NUMBER: P200146

CATALOG NUMBER: GWC-AF-02-LED-E1-SL4-1200-HSS

**CANDELA DISTRIBUTION (FULL):**

	0°	5°	15°	25°	35°	40°	45°	55°	65°	75°	85°
0°	1690.3	1690.3	1690.3	1690.3	1690.3	1690.3	1690.3	1690.3	1690.3	1690.3	1690.3
2.5°	1856.0	1845.9	1839.9	1831.8	1821.7	1812.9	1809.5	1784.6	1761.0	1728.7	1691.7
5°	1890.3	1887.0	1876.2	1865.5	1853.3	1839.9	1832.4	1802.8	1769.1	1722.0	1657.4
7.5°	1893.7	1889.7	1876.2	1861.4	1844.6	1828.4	1815.6	1786.0	1755.0	1707.2	1628.4
10°	1888.4	1883.7	1873.5	1857.4	1836.5	1821.0	1808.2	1779.9	1753.6	1710.6	1623.0
12.5°	1882.2	1877.5	1872.8	1864.7	1846.6	1835.8	1825.0	1798.1	1774.5	1738.2	1642.6
15°	1888.4	1885.6	1891.0	1887.7	1877.5	1868.1	1857.4	1833.1	1811.5	1781.3	1678.3
17.5°	1913.9	1913.9	1930.7	1932.8	1923.4	1909.8	1894.4	1870.2	1852.0	1826.4	1720.6
20°	1973.9	1971.8	1993.4	1997.4	1974.5	1953.6	1930.7	1901.2	1887.0	1870.9	1762.4
22.5°	2076.9	2067.5	2080.3	2076.2	2031.1	1998.7	1970.5	1934.1	1926.7	1919.4	1808.9
25°	2210.9	2205.5	2214.3	2174.6	2095.1	2051.3	2017.7	1976.5	1976.5	1984.0	1861.4
27.5°	2405.6	2385.3	2355.8	2285.7	2166.5	2110.6	2074.2	2030.5	2041.9	2069.5	1930.7
30°	2604.8	2582.6	2514.6	2406.9	2253.4	2194.7	2152.3	2106.6	2133.5	2184.0	2023.7
32.5°	2801.6	2776.6	2680.3	2544.3	2378.0	2319.3	2278.2	2227.8	2272.9	2357.7	2159.8
35°	2992.1	2969.9	2858.7	2698.4	2543.6	2495.1	2457.4	2413.7	2471.6	2590.1	2351.7
37.5°	3206.2	3182.0	3046.7	2873.0	2745.0	2709.9	2682.3	2638.6	2739.6	2913.4	2619.1
40°	3469.5	3428.5	3246.0	3072.9	2978.0	2961.1	2942.3	2936.2	3093.1	3333.6	2975.3
42.5°	3771.3	3703.9	3454.8	3283.7	3233.9	3246.0	3241.3	3268.2	3535.6	3856.1	3409.0
45°	4073.0	3986.1	3687.1	3508.6	3515.4	3557.8	3584.1	3691.8	4089.9	4455.5	3875.7
47.5°	4328.9	4243.4	3910.0	3751.8	3832.6	3916.1	3987.5	4191.5	4659.5	5045.4	4238.7
50°	4547.7	4466.9	4146.4	4019.1	4201.0	4335.7	4451.5	4753.9	5272.4	5494.7	4493.2
52.5°	4727.0	4673.0	4391.5	4325.5	4621.9	4819.1	4988.8	5351.2	5815.2	5859.7	4691.3
55°	4901.4	4862.9	4654.8	4689.8	5116.2	5384.8	5599.7	5984.9	6282.6	6164.0	4881.1
57.5°	5102.0	5067.0	4955.2	5151.9	5766.1	6104.0	6338.4	6546.6	6694.0	6475.2	5060.2
60°	5306.8	5286.5	5289.3	5665.0	6512.2	6836.8	6966.1	7020.0	7098.2	6768.1	5070.4
62.5°	5502.0	5540.4	5671.0	6236.1	7226.7	7475.9	7541.2	7594.4	7502.8	6814.6	4684.5
65°	5832.7	5895.4	6207.2	7000.5	8012.7	8279.4	8346.7	8164.2	7566.9	6213.9	3810.4
67.5°	5994.3	6108.9	6665.0	7712.9	8775.0	9071.3	9046.4	8201.2	6790.3	4738.3	2445.3
69°	5960.6	6082.6	6770.8	7931.1	9028.2	9296.9	9138.6	7747.9	5784.9	3432.5	1501.1
70°	5827.3	5950.5	6716.3	7923.1	9060.5	9273.4	8967.6	7188.4	4891.2	2509.9	938.8
72.5°	4866.3	4972.7	5962.7	7161.4	8346.7	8173.6	7502.2	4980.1	2383.3	683.5	211.4
75°	2995.5	3054.7	4278.4	5394.9	6304.1	5859.7	4998.3	2477.6	710.4	193.2	117.2
77.5°	1582.6	1609.5	2342.3	3180.0	3996.3	3306.6	2561.8	966.4	327.3	121.2	84.9
80°	935.4	955.6	1261.4	1453.9	1729.4	1444.5	1024.3	593.3	234.4	76.1	75.4
82.5°	535.4	548.2	914.5	808.1	681.5	581.9	509.8	562.3	140.8	51.1	78.2
85°	196.6	199.4	514.5	614.9	405.4	241.1	253.2	466.1	37.7	32.3	61.3
87.5°	91.6	89.6	264.6	376.4	237.0	152.8	197.3	102.4	14.8	20.9	16.9
90°	0.0	0.0	0.0	0.0	0.0	0.0	0.0	0.0	0.0	0.0	0.0



REPORT NUMBER: P200146

CATALOG NUMBER: GWC-AF-02-LED-E1-SL4-1200-HSS

**CANDELA DISTRIBUTION (continued):**

	90°	95°	105°	115°	125°	135°	145°	155°	165°	175°	180°
0°	1690.3	1690.3	1690.3	1690.3	1690.3	1690.3	1690.3	1690.3	1690.3	1690.3	1690.3
2.5°	1670.2	1645.2	1600.1	1553.7	1506.5	1470.1	1434.5	1406.1	1396.7	1379.2	1380.6
5°	1618.9	1573.2	1478.9	1383.2	1283.6	1201.5	1124.0	1061.3	1031.0	1000.0	1000.0
7.5°	1574.5	1507.8	1360.3	1204.8	1043.8	908.5	786.5	695.0	644.5	604.1	603.4
10°	1557.6	1467.4	1261.4	1038.5	814.2	629.6	484.9	392.0	344.1	313.1	311.8
12.5°	1565.1	1453.3	1185.3	885.0	603.4	404.8	280.8	220.9	200.7	191.3	191.3
15°	1586.6	1449.2	1109.2	734.7	426.3	253.2	186.6	170.4	169.0	169.0	169.0
17.5°	1612.9	1450.6	1031.0	588.6	290.2	181.2	160.9	159.0	160.3	160.3	160.3
20°	1639.8	1451.3	946.8	453.3	204.7	157.6	151.5	150.9	152.2	152.2	152.8
22.5°	1672.8	1454.6	862.7	338.7	169.0	148.8	144.1	144.1	144.7	144.7	144.1
25°	1710.6	1461.4	775.1	251.2	154.3	142.8	138.7	138.1	138.7	138.1	137.4
27.5°	1757.7	1470.8	677.5	196.6	147.5	136.7	133.4	133.4	132.7	132.0	131.3
30°	1817.0	1481.5	567.7	167.0	140.8	131.3	128.0	127.3	126.6	125.3	125.3
32.5°	1907.2	1505.2	459.3	151.5	133.4	123.9	121.2	121.2	119.9	118.6	117.8
35°	2045.9	1551.6	362.3	142.1	125.3	115.8	112.4	112.4	111.1	110.5	109.8
37.5°	2237.8	1622.3	281.5	133.4	117.2	107.1	103.7	103.0	101.7	100.4	99.6
40°	2493.1	1709.9	221.6	125.3	109.1	98.3	95.6	94.3	91.6	89.6	89.6
42.5°	2813.6	1809.5	179.8	116.5	99.6	90.2	88.2	86.2	81.5	79.5	78.8
45°	3149.1	1899.1	152.2	106.4	90.2	82.1	80.8	77.4	71.4	69.4	69.4
47.5°	3390.8	1920.0	134.0	97.0	81.5	73.4	72.7	66.7	61.3	59.9	59.2
50°	3541.7	1879.0	119.2	87.6	73.4	65.4	63.3	55.9	52.6	51.1	50.5
52.5°	3643.3	1805.5	107.1	79.5	66.0	57.9	53.2	47.8	45.1	43.8	43.8
55°	3724.9	1701.8	94.9	72.0	59.9	51.9	45.1	41.1	38.4	37.0	37.0
57.5°	3747.7	1561.0	82.9	66.0	53.9	45.8	38.4	35.7	32.3	31.6	31.6
60°	3581.4	1307.1	73.4	58.6	48.5	39.7	33.7	30.3	26.9	26.3	25.6
62.5°	3142.9	1011.5	64.7	51.9	42.5	34.4	28.9	25.0	22.2	22.2	22.2
65°	2397.5	678.1	56.6	45.1	37.0	28.9	25.0	20.3	18.8	18.8	19.5
67.5°	1435.1	369.1	48.5	38.4	31.6	24.2	20.9	17.5	16.9	17.5	17.5
69°	841.2	216.9	43.8	34.4	27.6	21.6	18.2	15.4	16.9	17.5	17.5
70°	519.2	146.2	40.4	31.0	25.0	19.5	16.9	14.8	16.2	16.9	16.9
72.5°	144.7	75.4	32.3	24.2	20.3	16.2	13.5	13.5	15.4	16.2	16.2
75°	94.3	55.9	25.0	18.2	15.4	12.8	11.5	12.8	14.8	15.4	15.4
77.5°	78.2	45.8	20.3	14.8	12.8	12.2	10.7	11.5	13.5	14.1	14.1
80°	71.4	32.3	16.2	13.5	11.5	10.7	10.1	9.4	12.2	12.8	12.8
82.5°	68.0	25.6	14.1	12.2	10.7	9.4	8.8	9.4	10.7	11.5	12.2
85°	42.5	16.9	12.8	11.5	9.4	8.8	8.8	8.8	10.1	10.7	10.7
87.5°	15.4	13.5	11.5	9.4	8.1	8.1	8.1	8.1	8.8	10.1	10.1
90°	0.0	0.0	0.0	0.0	0.0	0.0	0.0	0.0	0.0	0.0	0.0

(END OF REPORT)